







 THESE STOPS ARE NOT TIMED STOPS.  
REFER TO THE PRECEDING STOP FOR INTERVAL.







### ROUTE 15: EASTBOUND WEEKDAY

8:00 AM - 6:00 PM

Stateline TC	US 50/Lake Parkway (Montbleu)	SR 207/Market St	SR 207/South Benjamin	South Benjamin Dr/ (Boulder Lodge)
:00				:15
:30				:45










### ROUTE 15: WESTBOUND WEEKDAY

8:00 AM - 6:00 PM

Quaking Aspen Lane/ Stagecoach Lodge	South Benjamin Dr/ (Boulder Lodge)	SR 207/ Manor Dr	US 50/Lake Parkway (Hard Rock)	US 50/Stateline Ave (Harveys)	Stateline TC
:25	:35				:00
:55	:05				:30













### ROUTE 15: EASTBOUND WEEKEND

8:00 AM - 6:00 PM

Stateline TC	US 50/Lake Parkway (Montbleu)	SR 207/Market St	SR 207/South Benjamin	South Benjamin Dr/ (Boulder Lodge)
:00				:15
:20				:35
:40				:55

### ROUTE 15: WESTBOUND WEEKEND

8:00 AM - 6:00 PM

Quaking Aspen Lane/ Stagecoach Lodge	South Benjamin Dr/ (Boulder Lodge)	South Benjamin/SR 207	SR 207/ Manor Dr	US 50/Lake Parkway (Hard Rock)	US 50/Stateline Ave (Harveys)	Stateline TC
:25	:35					:00
:45	:55					:20
:05	:15					:40

All time tables are in service from 8:00am – 2:00pm. After 2:00pm, the shuttles make continuous loops from Heavenly to expedite guest return to their bus stops until approximately 6:00pm.



Heavenly is operated under permit of the USDA Forest Service Lake Tahoe Basin Management Unit. The USDA prohibits discrimination in its programs on the basis of race, color, national origin, sex, religion, age, disability, political beliefs, and marital status. (Not all prohibited bases apply to all programs.) To file a complaint, write the Secretary of Agriculture, U.S. Department of Agriculture, 1400 Independence Ave. SW, Washington, DC 20250 or call 1-866-632-9992. Persons with disabilities who require alternative means for communication of program information (Braille, large print, audiotape, etc.) should contact USDA's TARGET center at 202-720-2600 (voice and TDD.)

Printed on 100% recycled paper.



(530) 541-7149 ext. 0  
tahoetransportation.org



(775) 586-7000  
skiheavenly.com



## WINTER SHUTTLE GUIDE



FOR TRANSIT MAPS, REAL-TIME ARRIVALS, AND ADDITIONAL INFORMATION, PLEASE VISIT [GOOGLE MAPS](https://www.google.com/maps) OR [TAHOETRANSPORTATION.ORG](https://www.tahoetransportation.org) AND DOWNLOAD THE APP AT [GOWSIFT.LY/DOWNLOAD](https://gowsift.ly/download)

CALL 775-589-2296 OR TEXT STOP NUMBER FOR REAL-TIME TRANSIT INFORMATION

ADDITIONAL FIXED ROUTE TRANSIT OPTIONS PROVIDED BY TAHOE TRANSPORTATION DISTRICT

EFFECTIVE NOVEMBER 2016



THESE STOPS ARE NOT TIMED STOPS.  
REFER TO THE PRECEDING STOP FOR INTERVAL.

### ROUTE 13: EASTBOUND

South Y Transit Center	US 50/Al Tahoe Blvd (US Bank)	US 50/Tallac Ave (Visitor/Senior Center)	US 50/Johnson Blvd (Safeway)	Ski Run Blvd/ Paradise Ave	Ski Run Blvd/ Pioneer Trail	Wildwood Ave (Cal Base)
6:00	6:05		6:08	6:10	6:13	6:20
6:30	6:35		6:38	6:40	6:43	6:50
7:00	7:05		7:08	7:10	7:13	7:20
7:30	7:35		7:35	7:40	7:43	7:50

### ROUTE 10: WESTBOUND WEEKDAY

6:30 AM - 6:00 PM • FREQUENCY :15

Stataline TC	Heavenly Village Way/ Bellamy Court (cinema)	Pioneer Trail/ Moss Rd (7/11)	Pioneer Trail/ Wildwood Ave	Ski Run Blvd/ Pioneer Trail	Wildwood Ave (Cal Base)
:30		:34		:38	:45
:45		:49		:53	:00
:00		:04		:08	:15
:15		:19		:23	:30

### ROUTE 10: WESTBOUND WEEKEND

6:30 AM - 6:00 PM • FREQUENCY :10

Stataline TC	Heavenly Village Way/ Bellamy Court (cinema)	Pioneer Trail/ Moss Rd (7/11)	Pioneer Trail/ Wildwood Ave	Ski Run Blvd/ Pioneer Trail	Wildwood Ave (Cal Base)
:10		:14		:18	:25
:20		:24		:28	:35
:30		:34		:38	:45
:40		:44		:48	:55
:50		:54		:58	:05
:00		:04		:08	:15

### ROUTE 12: WESTBOUND

8:00 AM - 6:00 PM

Stataline TC	US 50/ Wildwood Ave	Ski Run Blvd (Ski Run Marina/ Lake Tahoe Vacation Resort)	Ski Run Blvd/ Paradise Ave	Ski Run Blvd/ Pioneer Trail Ave	Wildwood Ave (Cal Base)
:00		:07			:15
:30		:37			:45

### ROUTE 11: CASINO CORRIDOR: DAILY

6:30 AM - 8:00 AM

Stataline TC	Lake Parkway/Montbleu Side Entrance	Lake Parkway/ Montbleu Upper Lot	US 50/Lake Parkway (Hard Rock)	US 50/Stataline Ave. (Harvey's)	Stataline TC
:30		:35			:40
:40		:45			:50
:50		:55			:00
:00		:05			:10
:10		:15			:20
:20		:25			:30

### ROUTE 14: WEEKDAY

8:00 AM - 6:00 PM

Quaking Aspen Lane/ Stagecoach Lodge	Ridge Club Dr./The Ridge Clubhouse	Quaking Aspen Lane/ Stagecoach Lodge	South Benjamin Dr/ (Boulder Lodge)
:10	:15	:20	:30
:40	:45	:50	:00

### ROUTE 13: WESTBOUND

Wildwood Ave (Cal Base)	Pioneer Trail/Keller Rd	Stataline TC
6:20	6:24	6:30
6:50	6:54	7:00
7:20	7:24	7:30
7:50	7:54	8:00

### ROUTE 10: EASTBOUND WEEKDAY

6:30 AM - 6:00 PM • FREQUENCY :15

Wildwood Ave (Cal Base)	Ski Run Blvd/ David Ln	Pioneer Trail/ Keller Rd	Pioneer Trail/Moss Rd (7/11)	US 50/Park Ave (Village Center- Raleys)	Stataline TC
:45		:50			:00
:00		:05			:15
:15		:20			:30
:30		:35			:45

### ROUTE 10: EASTBOUND WEEKEND

6:30 AM - 6:00 PM • FREQUENCY :10

Wildwood Ave (Cal Base)	Ski Run Blvd/ David Ln	Pioneer Trail/ Keller Rd	Pioneer Trail/ Moss Rd (7/11)	US 50/Park Ave (Village Center- Raleys)	Stataline TC
:25		:30			:40
:35		:40			:50
:45		:50			:00
:55		:00			:10
:05		:10			:20
:15		:20			:30

### ROUTE 12: EASTBOUND

8:00 AM - 6:00 PM

Wildwood Ave (Cal Base)	Ski Run Blvd/ David Ln	Ski Run Blvd/ Paradise Ave	US 50/ Wildwood Ave	US 50/Park Ave (Village Center- Raleys)	Stataline TC
:15		:20			:30
:45		:50			:00

### ROUTE 11: CASINO CORRIDOR: DAILY

8:00 AM - 6:30 PM

Stataline TC	Lake Parkway/ Montbleu Side Entrance	Lake Parkway/ Montbleu Upper Lot	Kingsbury Transit Center	US 50/Kahle Dr (Lakeside Inn)	US 50/Lake Parkway (Hard Rock)	US 50/ Stataline Ave. (Harvey's)	Stataline TC
:00		:05	:08				:20
:20		:25	:28				:40
:40		:45	:48				:00

### ROUTE 14: WEEKEND

8:00 AM - 6:00 PM

Quaking Aspen Lane/Stagecoach Lodge	Ridge Club Dr./The Ridge Clubhouse	Quaking Aspen Lane/ Stagecoach Lodge	South Benjamin Dr/ (Boulder Lodge)
:10	:15	:20	:30
:25	:30	:35	:45
:40	:45	:50	:00
:50	:00	:05	:15